

REPORT OF THE COMMITTEE ON IMPORT-EXPORT

Chair: Dr. Charles E. Brown, II, DeForest, WI

Vice Chair: George O. Winegar, Howell, MI

Dan Baker, CO; Bob H. Bokma, MD; Suzanne L. Burnham, TX; Tim R. Cordes, MD; Linda A. Detwiler, NJ; Mark Engle, TN; William H. Fales, MO; Bob Frost, CA; Chester A. Gipson, MD; Mara Elma E. Gonzalez, ; Percy W. Hawkes, UT; Steven G. Hennager, IA; Robert B. Hillman, NY; Robert Hilsenroth, PA; Donald E. Hoenig, ME; Robert F. Kahrs, FL; Oscar Kennedy, VA; Ralph C. Knowles, FL; Elizabeth A. Lautner, IA; Jay C. Lemmermen, FL; Amy W. Mann, DC; Richard D. Mitchell, CT; Lee M. Myers, GA; Elizabeth J. Parker, DC; James E. Pearson, IA; Kelly R. Preston, TX; Gerardo Quaassdorff, VT; Paul E. Rodgers, CO; Susan W. Tellez, TX; Lynn Anne Tesar, SD; Lee Ann Thomas, MD; Peter J. Timoney, KY; Charles D. Vail, CO; James A. Watson, MS; Gary M. Weber, MD; David W. Winters, TX; Cindy B. Wolf, MN.

The Committee met at 8:00 a.m., Wednesday, October 24 at John Ascuaga's Nugget Hotel, Reno, Nevada. There were 28 members and guests in attendance. Committee Vice-Chair George Winegar chaired the meeting in the absence of Chair Charles Brown, who was unable to attend.

The program consisted of an update of the United States Department of Agriculture, Animal and Plant Health Inspection Service, Veterinary Services, National Center for Import and Export. The report included import and export statistics for the fiscal year 2007. Tables of the data are included in this report.

Annual Report to USAHA FY 2007

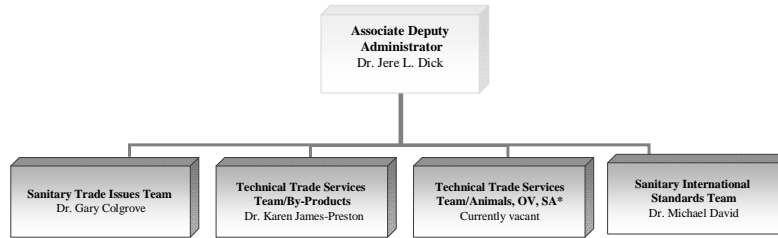
National Center for Import and Export

Dr. Jacek Taniewski

Assistant Director

Export Animals





Aquaculture Imports FY 2005 - 2007

	FY05	FY06	FY07
Fish Eggs	0	0	4,554
Fish Live	5,500	0	13,241,962



Source: CEAH:CADIA: Fort Collins, CO



Aquaculture Exports FY 2005 - 2007

	FY05	FY06	FY07
Fish Eggs	145,906,179	195,117,836	279,415,760
Fish Live	15,427,862	15,068,897	7,484,269



Source: CEAH:CADIA: Fort Collins, CO



Bison Imports From Canada FY 2005 - 2007

	FY05	FY06	FY07
Feeder then direct to Slaughter	56	3,565	3,941
Immediate Slaughter	850	8,460	15,160
Total	906	12,025	19,101



Source: CEAH:CADIA: Fort Collins, CO



Bison Exports FY 2005 - 2007

	FY05	FY06	FY07
Canada	0	0	2
Mexico	0	7	0
Total	0	7	2



Source: CEAH:CADIA: Fort Collins, CO



Camelid Exports FY - 2007

Country	FY07
Mexico	224
Canada	47
Rest	14
Total	285



Source: CEAH:CADIA: Fort Collins, CO

Camelid Imports FY - 2007

	FY07
Canada	688
Total	688




Source: CEAH:CADIA: Fort Collins, CO

Poultry Imports FY 2005 - 2007

	FY05	FY06	FY07
Live Poultry	17,595,266	15,106,633	12,220,533
Hatching Eggs	15,759,279	17,514,916	21,643,678
Commercial Birds	186,605	172,429	452,188




Source: CEAH:CADIA: Fort Collins, CO



Poultry Exports FY 2005 - 2007

	FY05	FY06	FY07
Live Poultry	37,276,029	30,817,881	35,751,797
Hatching Eggs	70,800,222	71,298,721	81,948,342
Day-old Chicks	37,911,553	29,703,249	25,332,751



Source: CEAH:CADIA: Fort Collins, CO

Cervine Imports from Canada FY 2005 - 2007

	FY05	FY06	FY07
Deer - Live	15	274	292
Deer - Semen	298	52	286
Elk - Live	79	1162	957
Elk - Semen	1,432	146	0



Source: CEAH:CADIA: Fort Collins, CO

Cervine Exports FY 2005 - 2007


	FY05	FY06	FY06
Mexico (Elk and Deer)	290	176	176
Honduras (Elk and Deer)	0	3	3
Canada (Elk and Deer)	0	0	0
Total	290	179	179



Source: CEAH:CADIA: Fort Collins, CO

Equine Live Animal Imports FY 2005, 2006, 2007

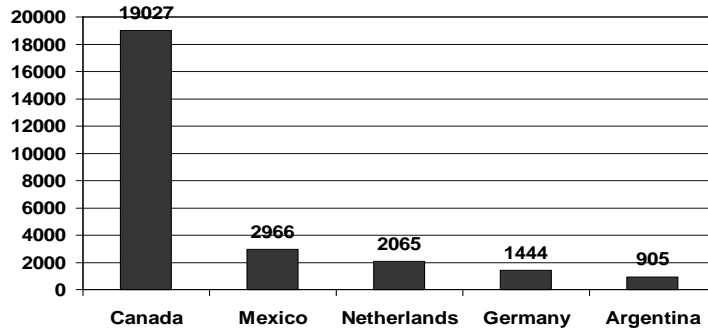
	FY 05	FY 06	FY 07
Canada	32,406	25,928	19,027
Mexico	3,087	3,438	2,966
Netherlands	2,436	2,527	2,065
Germany	1,453	1,608	1,444
Argentina	901	897	905
Totals	40,283	34,398	26,407



Source: CEAH:CADIA: Fort Collins, CO



Equine Live Animal Imports Top 5 Countries-FY 2007



Source: CEAH:CADIA: Fort Collins, CO



Equine Live Animal Exports FY 2005, 2006, 2007

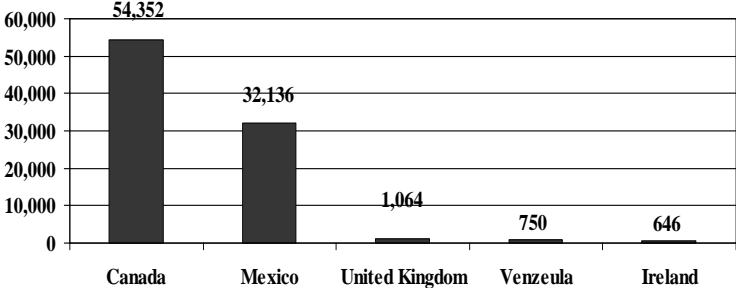
	FY 05	FY 06	FY 07
Canada	45,375	48,145	54,352
Mexico	13,673	16,557	32,136
United Kingdom	1,055	1,092	1,064
Venezuela	455	758	750
Ireland	355	472	646
Totals	60,913	67,024	88,948



Source: CEAH:CADIA: Fort Collins, CO



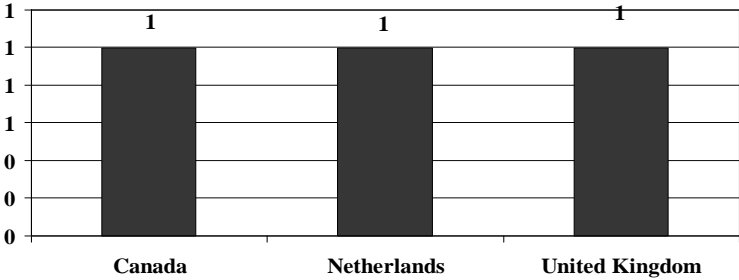
Equine Live Animal Exports Top 5 Countries-FY 2007



Source: CEAH:CADIA: Fort Collins, CO



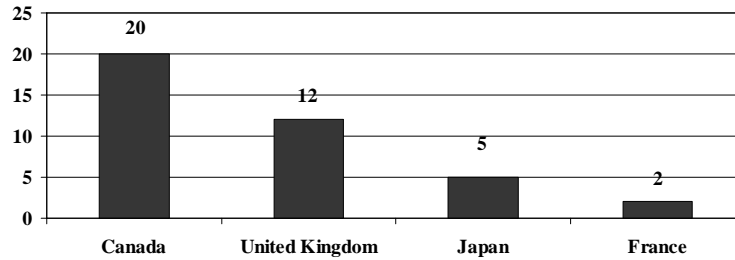
Equine Embryos Imported Top 5 Countries-FY 2007



Source: CEAH:CADIA: Fort Collins, CO



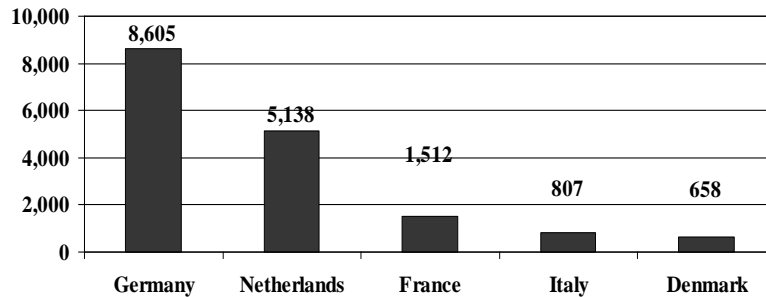
Equine Embryos Exported Top 5 Countries-FY 2007



Source: CEAH:CADIA: Fort Collins, CO



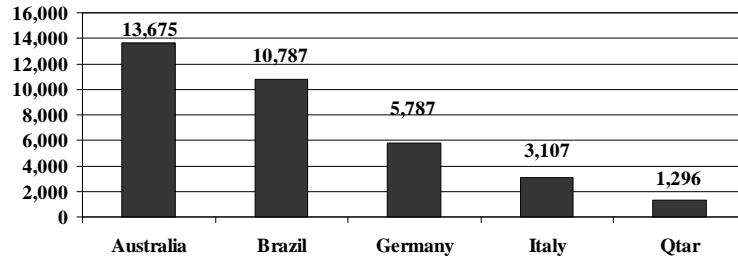
Equine Semen Imported Top 5 Countries-FY 2007



Source: CEAH:CADIA: Fort Collins, CO



Equine Semen Exported Top 5 Countries-FY 2007



Source: CEAH:CADIA: Fort Collins, CO



Canada Feeder Cattle Imported by Port - FY 2007

Port	2006	Port	2006
Dunseith, ND	98,743	Portal, ND	93,101
Eastport, ID	20,077	Raymond, MT	40,424
Niagara Falls, NY	3,012	Sumas, WA	9,534
Oroville, WA	25,301	Sweetgrass, MT	32,029
Pembina, ND	59,670	TOTAL	381,891




Source: CEAH:CADIA: Fort Collins, CO



Mexico Feeder Cattle Imported by Port - FY 2007

Port	2007
Columbus	3,185
Del Rio	128,309
Douglas	81,431
Eagle Pass	117,130
El Paso	258,320

Port	2007
Hidalgo	103,071
Laredo	45,320
Nogales	142,176
Presidio	116,632
San Luis	19,229
TOTAL	1,014,803




Source: CEAH:CADIA: Fort Collins, CO



Canada Slaughter Cattle Imported by Port - FY 2007

Port	2007
Alexandria Bay, NY	49,242
Champlain, NY	1,800
Detroit, MI	5,959
Dunseith, ND	49,892
Eastport, ID	283,494
Highgate Springs, VT	15,179
Houlton, ME	483
Niagara Falls, NY	38,941

Port	2007
Oroville, WA	8,003
Pembina, ND	26,503
Port Huron, MI	64
Portal, ND	53,406
Raymond, MT	9,545
Sumas, WA	1,354
Sweetgrass, MT	251,124
Total	794,989



Source: CEAH:CADIA: Fort Collins, CO



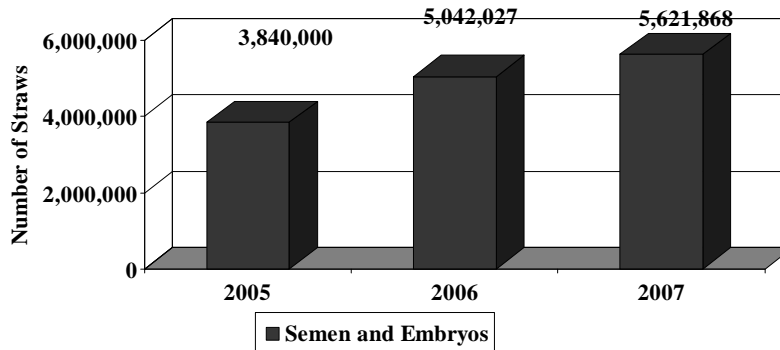
SEMEN & EMBRYO IMPORTS FY 2007

SPECIES	EMBRYO	SEMEN	TOTAL
Bovine	1,794	5,620,074	5,621,868
Caprine	0	269	269
Cervine	0	286	286
Equine	3	18,182	18,185
Ovine	0	1,616	1,616
Porcine	0	76,834	76,834
Totals	1,797	5,717,261	5,719,058



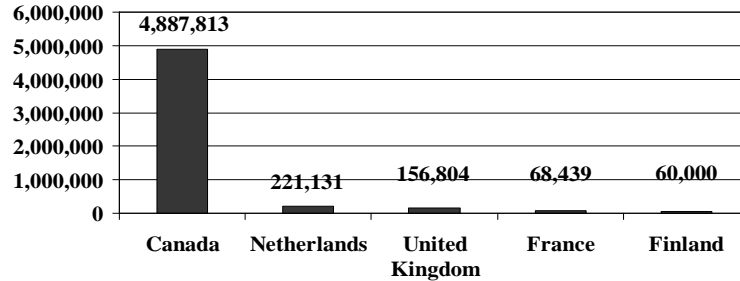
Source: CEAH:CADIA: Fort Collins, CO

Bovine Semen and Embryos Imported FY 2005-2007



Source: CEAH:CADIA: Fort Collins, CO

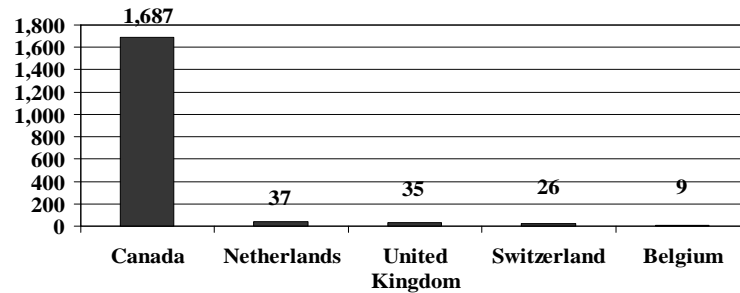
Bovine Semen Imported Top 5 Countries-FY 2007



Source: CEAH:CADIA: Fort Collins, CO



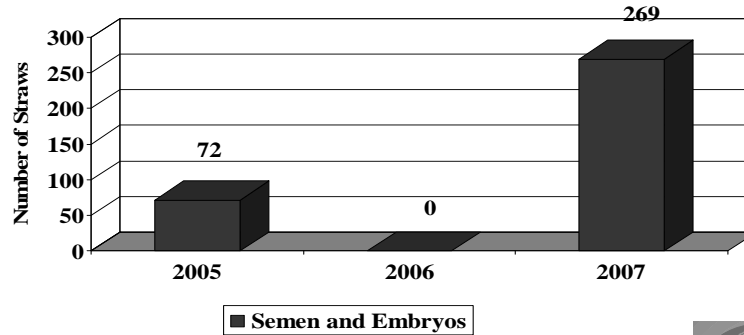
Bovine Embryos Imported Top 5 Countries-FY 2007



Source: CEAH:CADIA: Fort Collins, CO



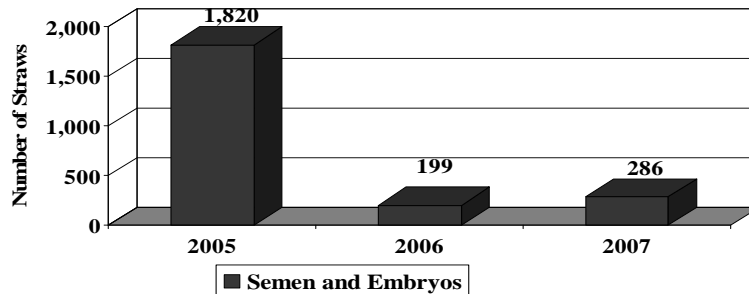
Caprine Semen and Embryo Imports FY 2005-2007



Source: CEAH:CADIA: Fort Collins, CO



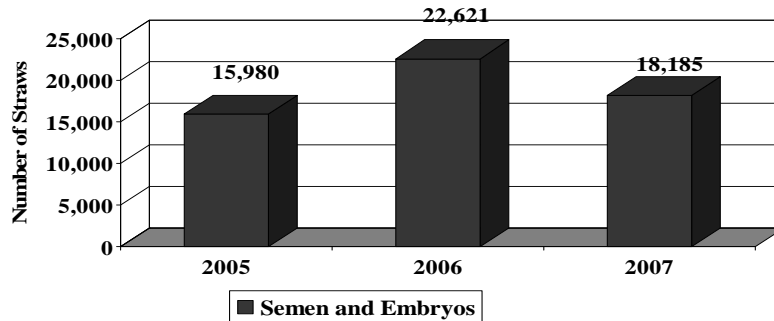
Cervine Semen and Embryo Imports FY 2005-2007



Source: CEAH:CADIA: Fort Collins, CO



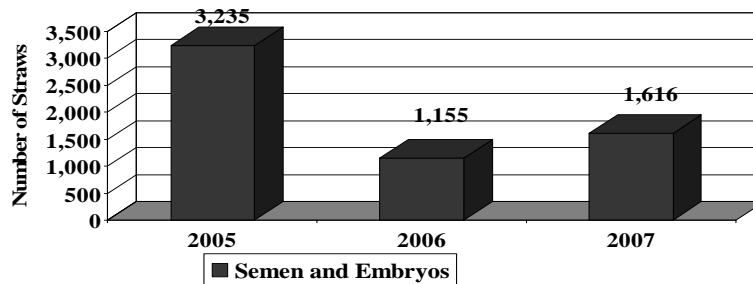
Equine Semen and Embryo Imports FY 2005-2007



Source: CEAH:CADIA: Fort Collins, CO



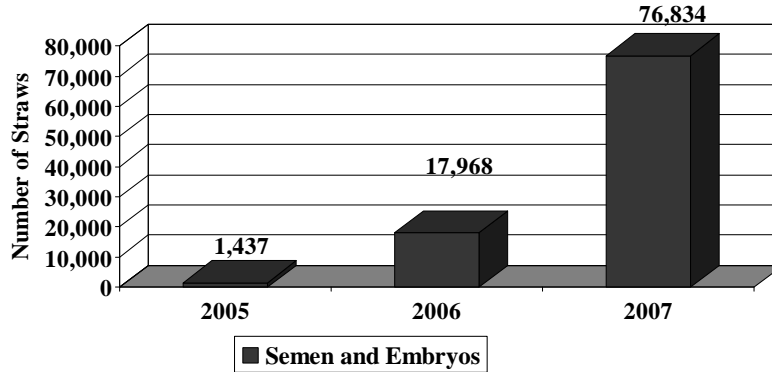
Ovine Semen and Embryo Imports FY 2005-2007



Source: CEAH:CADIA: Fort Collins, CO



Porcine Semen and Embryo Imports FY 2005-2007



Source: CEAH:CADIA: Fort Collins, CO



SEMEN & EMBRYO EXPORTS FY 2007

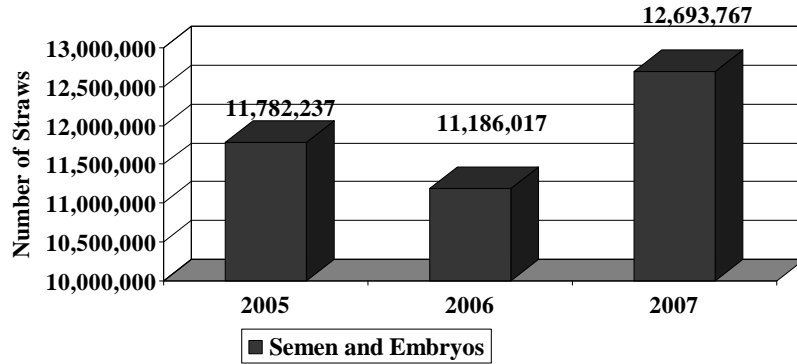
SPECIES	EMBRYO	SEMEN	TOTAL
Bovine	47,976	12,645,791	12,693,767
Caprine	0	15	15
Cervine	0	0	0
Equine	22	42,739	42,761
Ovine	0	0	0
Porcine	227	18,882	19,109
Totals	48,225	12,707,427	12,755,652



Source: CEAH:CADIA: Fort Collins, CO



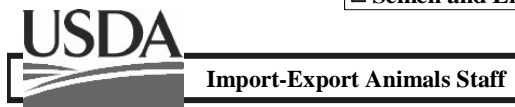
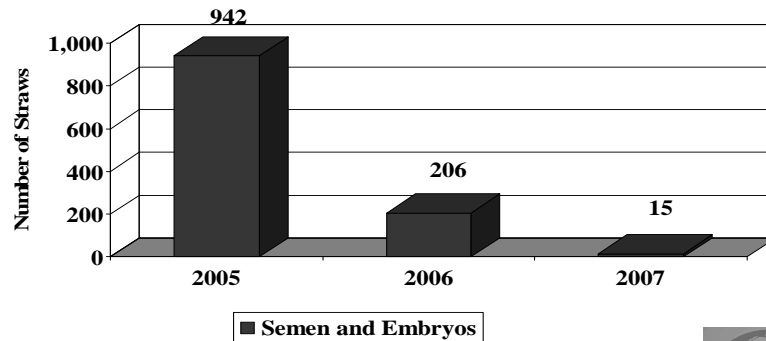
Bovine Semen and Embryo Exports FY 2005-2007



Source: CEAH:CADIA: Fort Collins, CO



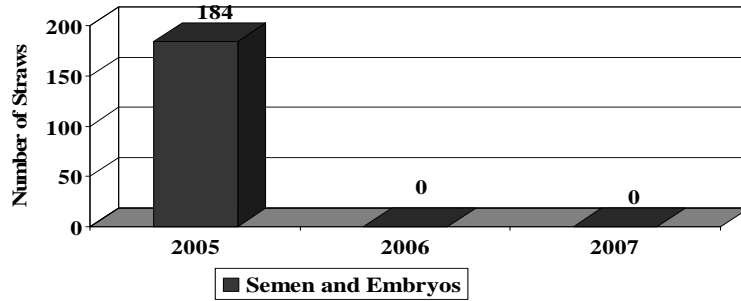
Caprine Semen and Embryo Exports FY 2005-2007



Source: CEAH:CADIA: Fort Collins, CO



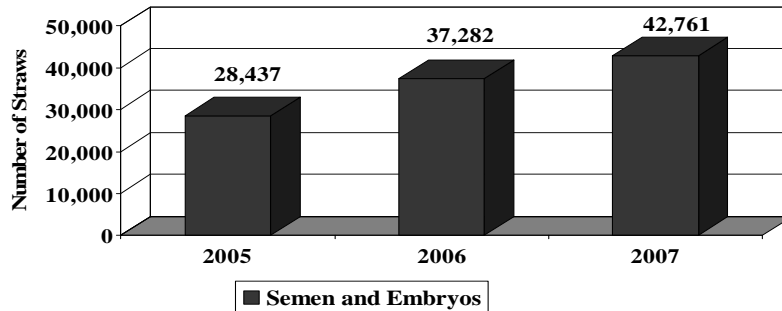
Cervine Semen and Embryo Exports FY 2005-2007



Source: CEAH:CADIA: Fort Collins, CO



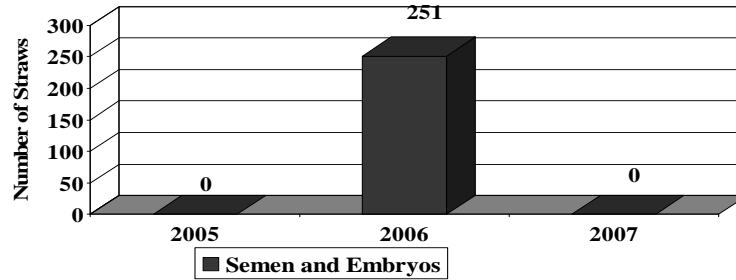
Equine Semen and Embryo Exports FY 2005-2007



Source: CEAH:CADIA: Fort Collins, CO



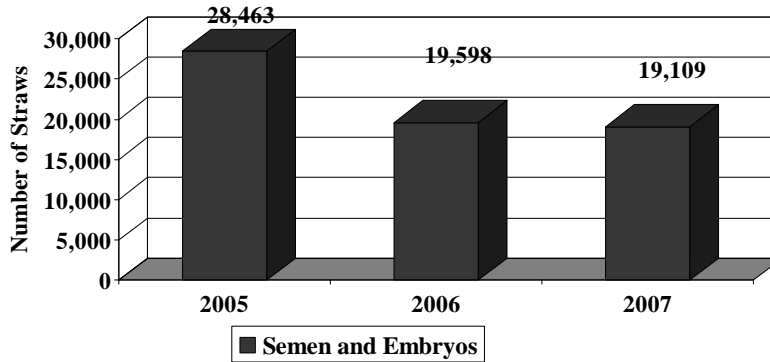
Ovine Semen and Embryo Exports FY 2005-2007



Source: CEAH:CADIA: Fort Collins, CO



Porcine Semen and Embryo Exports FY 2005-2007

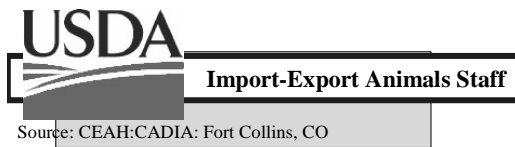


Source: CEAH:CADIA: Fort Collins, CO



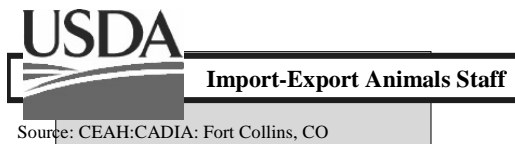
Bovine Exports Top 5 Countries of FY2007

Country	FY 2007
Canada	17,220
Saudi Arabia	8,520
Mexico	4,565
Morocco	1,105
Honduras	255



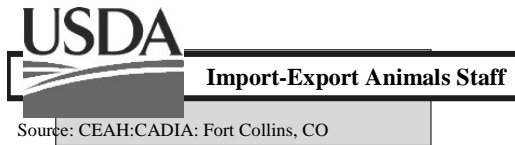
Caprine Exports Top 5 Countries of FY2007

Country	FY 2007
Mexico	20,603
Canada	167
The Bahamas	35
Guyana	35
Dominican Republic	33



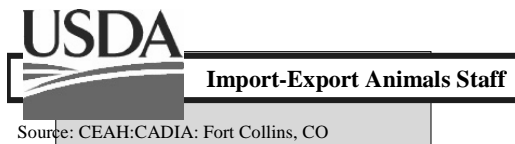
Ovine Exports Top 5 Countries of FY2007

Country	FY 2007
Mexico	142,335
Canada	23,954
Jamaica	94
Bahamas	44
Ecuador	8



Porcine Exports Top 5 Countries of FY2007

Country	FY 2007
Mexico	126,065
Canada	1,536
Korea, Republic of	775
Dominican Republic	527
Philippines	456



Zoo Animal Exports Top 5 Countries of FY2007

Country	FY 2007
China, Republic of	35
Canada	22
Spain	6
France	6
Mexico	2



Source: CEAH:CADIA: Fort Collins, CO

The Committee approved four Resolutions to be submitted to the Committee on Nominations and Resolutions